

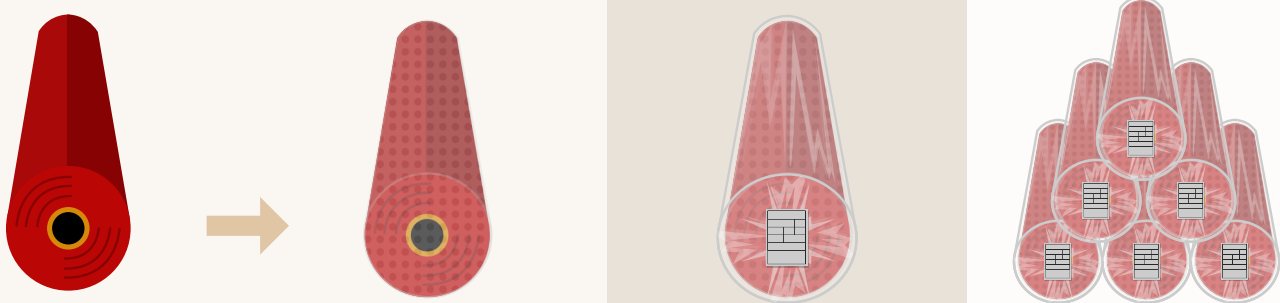
VELVET INSPECTION & QUALITY STANDARD

APPLICABLE MODEL

HOME FURNISHING, OFFICE & CONTRACT, TRANSPORTATION INTERIOR

A. PACKING STANDARD

1. ROLL



AFTER ROLLING FINAL INSPECTION AND COVERED WITH BUBBLE PLASTIC

WRAPPED WITH PLASTIC SHEET AND PUT LABEL

READY TO DELIVER TO WAREHOUSE

PAPER TUBE	DIAMETER INSIDE	75 - 76MM
OUTER WRAPPING	BUBBLE PLASTIC + NYLON / PLASTIC PACKING	
ROLLING	START FINISH	INSIDE TUBE'S FLAP BUBBLE PLASTIC

DESCRIPTION		
PAPER ROLL SIZE	LENGTH : 145CM, INNER TUBE : 7.6CM, OUTER TUBE : 8.6CM FOR DIAMETER	1 ROLL
BUBBLE PLASTIC	1 - 2 LAYERS AS NEEDED	1 ROLL
PLASTIC	1 LAYER	1 ROLL
QUANTITY	40M + 10 ----- 40M - 10	1 ROLL

2. SUSPENDED BOX



AFTER ROLLING FINAL INSPECTION

2 SIDES HOLD BY THE HOLDER

WRAPPED WITH PLASTIC AND PUT INSIDE CARTON BOX WITH SUSPENDED BOX

READY TO DELIVER

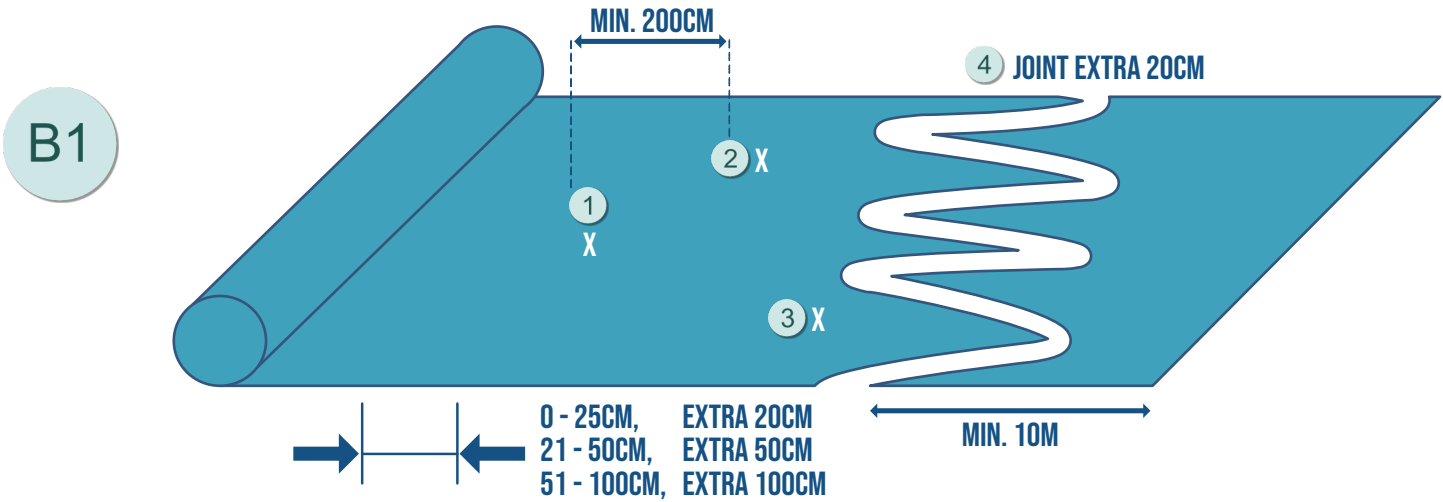
DESCRIPTION		
PAPER ROLL SIZE	LENGTH : 155CM, INNER TUBE : 7.6CM, OUTER TUBE : 8.6CM FOR DIAMETER	1 ROLL
CARTON BOX	155CM X 35CM X 35CM	1 ROLL
SUSPENDED BOX	35CM X 35CM X 2.5CM	1 ROLL
QUANTITY	35M + 5 ----- 35M - 5	1 ROLL
UNDER 30M / ROLL IS ACCEPTABLE BUT SHOULD BE LIMITED ROLL NUMBER		

VELVET INSPECTION & QUALITY STANDARD

APPLICABLE MODEL

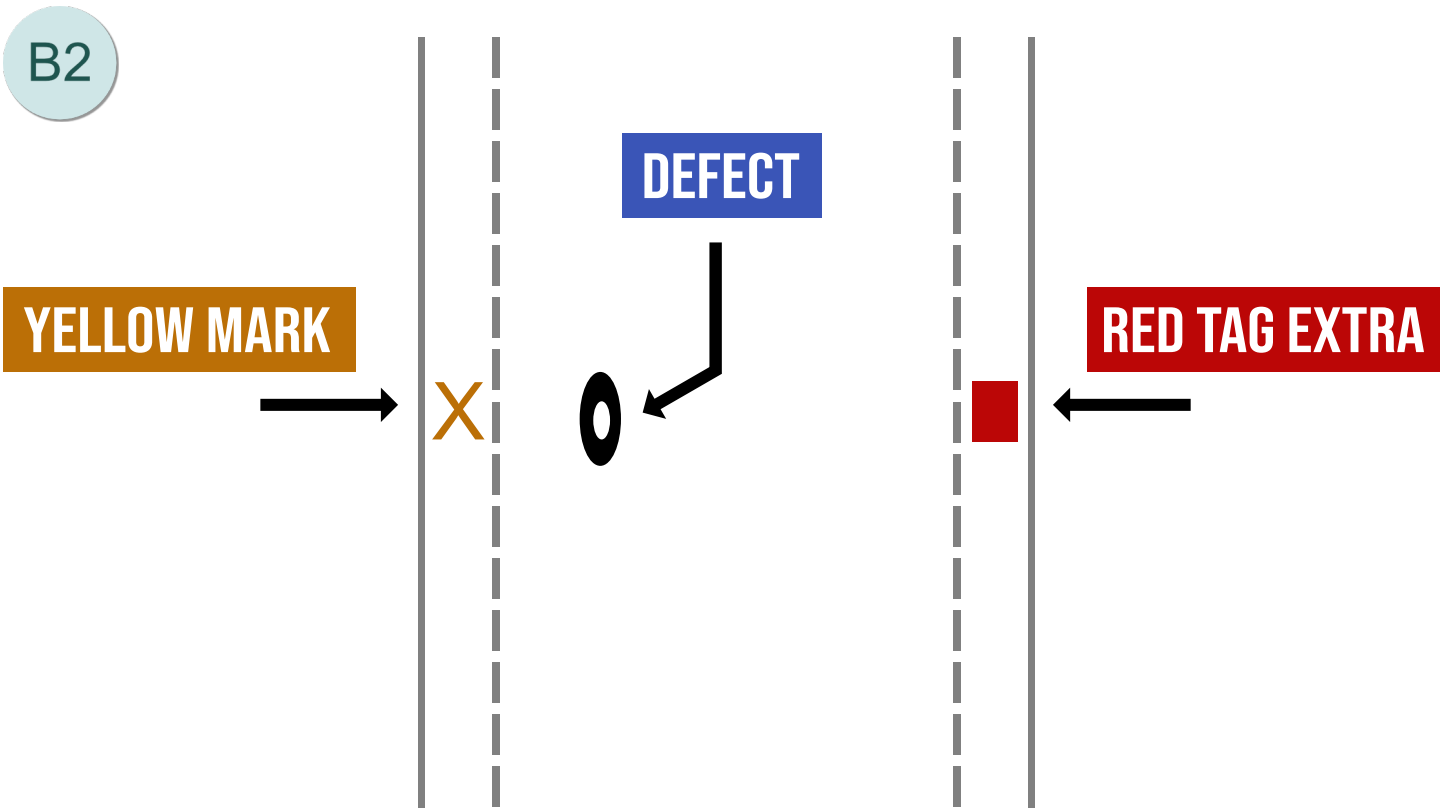
HOME FURNISHING, OFFICE & CONTRACT, TRANSPORTATION INTERIOR

B. QUALITY STANDARD



DEFECT ALLOWANCE	
1. 0 - 20CM	20CM
2. 21 - 50CM	50CM
3. 51 - 100CM	100CM

NOTES	
1. MAX. REJECT 4 UNIT/ROLLS	
2. MAX REJECT LENGTH 100CM/UNIT	
NOTE : IN 100CM CAN BE MORE THAN 1 POINT DEFECT, BUT WE COUNT 1 UNIT DEFECT	
3. 51 - 100CM	



DEFECT MARK


USE YELLOW MARK ON LEFTSIDE OF FABRIC, AND RED STICKER ON RIGHT SIDE OF FABRIC

VELVET INSPECTION & QUALITY STANDARD

APPLICABLE MODEL

HOME FURNISHING, OFFICE & CONTRACT, TRANSPORTATION INTERIOR

C. INSPECTION STANDARD



ROLLING THE FABRIC FOLLOW THE PILE DIRECTION

REJECT STANDARD

1. 0 - 20CM

2. 21 - 50CM

3. 51 - 100CM

4. JOINT FABRIC

5. MAXIMUM REJECT 4 UNITS/ROLL

6. MAXIMUM REJECT LENGTH 100CM/UNIT

7. MINIMUM DISTANCE BETWEEN REJECT 200CM

8. MAXIMUM 1 JOINT/ROLL

9. MINIMUM LENGTH OF JOINT FABRIC 10M
- ➔ EXTRA 20CM

➔ EXTRA 50CM

➔ EXTRA 100CM

➔ EXTRA 20CM

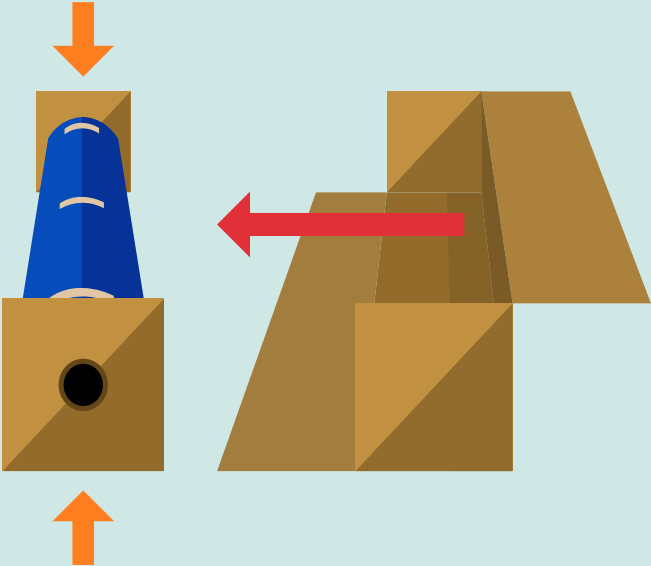
VISUAL INSPECTION								
INSPECTION ITEM		UNIT	RANK	SAMPLING	INSPECTION METHOD	SPECIFICATION		
1	ROLL WIDTH	CM	IMPORTANT	EACH ROLL	SCALE		+ -	4 0
2	GROSS LENGTH	M	IMPORTANT	EACH ROLL	SCALE		+ -	5 5
						MINIMUM ROLL LENGTH IS 30 METERS.		
						MAXIMUM 1 JOINT PER ROLL		
3	PATTERN	-	IMPORTANT	EACH ROLL	VISUAL	MASTER AND LIMIT SAMPLE		
4	REJECT	-	IMPORTANT	EACH ROLL	VISUAL	INVISIBLE.OR ACCORDING TO REJECT STANDARD IS VISIBLE		
5	COLOR & SURFACE TOUCH	-	IMPORTANT	EACH ROLL	VISUAL	MASTER		

VELVET INSPECTION & QUALITY STANDARD

APPLICABLE MODEL HOME FURNISHING, OFFICE & CONTRACT, TRANSPORTATION INTERIOR

D. WAY HOW TO UNBOXING AND UNROLLING THE FABRIC (RECOMMENDED)

1ST STEP

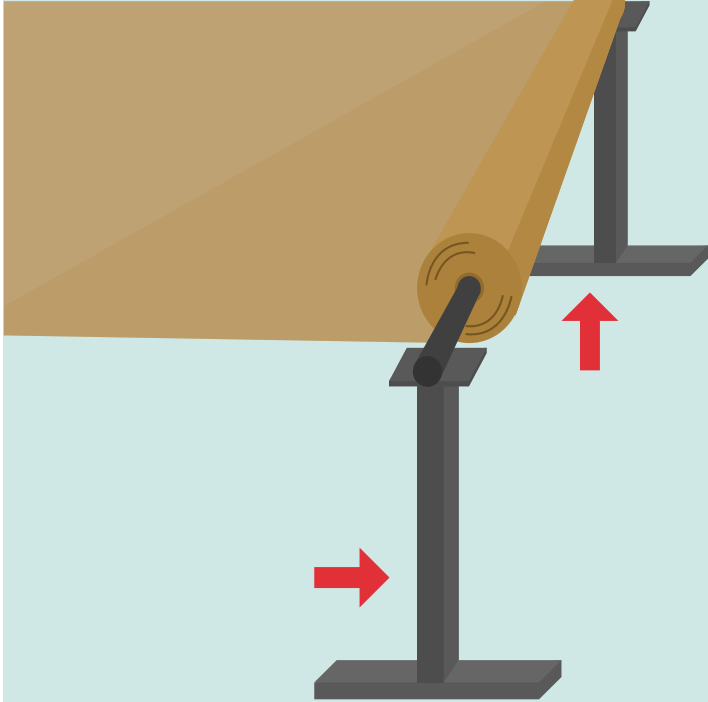


WHEN WE TAKE OUT THE ROLL FROM THE BOX, PLEASE MAKE SURE THE HOLDER STILL ATTACH TO THAT ROLL ON EACH SIDE.

2ND STEP


✓

RECOMMENDED



✗

NOT RECOMMENDED



DO NOT PUT THE ROLL HERE

PLEASE PUT THE FABRIC ON THE ROLL HOLDER LIKE THE ATTACHED PICTURE. AVOIDS DIRECT CONTACT WITH THE FLOOR/ RACK, BECAUSE WHEN THE FABRIC GET ROLLED, THERE WILL BE FRICTION DUE TO WEIGHT OF THE FABRIC IT SELF.

VELVET INSPECTION & QUALITY STANDARD


APPLICABLE MODEL

HOME FURNISHING, OFFICE & CONTRACT, TRANSPORTATION INTERIOR

E. INSPECTION CODE MANUAL

ATEJA INSPECTION CODE/LABEL



Design CALIBRE		Colour 150
Width 144 Cm	Lot No. YL	Inspection A
Piece No. 20N5-A15-26D-O	Order No. 01C/064/05/20_SKU	
Gross Length 52.2 M		Y
Net Length 52 M		Y
FA-CALIBRE-DD-150		
		
202000000522291 Do not burn or dispose this fabric into water source!		

① DESIGN	: NAME OF DESIGN	TABLE 1
② COLOR	: ATEJA COLOR CODE	
③ WIDTH	: WIDTH STANDARD	
④ LOT NO.	: YL = COLOR LOT NUMBER FOLLOW TO LIMIT SAMPLE	
	SEE TABLE 1	
⑤ INSPECTION	: FABRIC AND MARKETING DIV. CODE	MONTH CODE
	A → FABRIC GRADE A	
⑥ PIECE NO.	: PIECE CODE	
	DATE MC CODE ROLL NO. ↑ ↑ ↑ 20N5-A15-26D-O ↓ ↓ ↓ YEAR * MONTH CODE INSPECTOR CODE	
	FOR EXAMPLE : 2020, AUGUST 5 - INSPECTION ROLL NO. 26 - MC. CODE : A15 - INSPECTOR CODE : D-O. D-O = OOD SIDE ON VELVET FABRIC.	
⑦ ORDER NO.	: SALES ORDER NUMBER	
⑧ GROSS LENGTH	: TOTAL LENGTH OF FABRIC IN THIS ROLL	
⑨ NET LENGTH	: GROSS LENGTH MINUS ALLOWANCE DEFECT	
⑩ BARCODE NO.	: FOR BARCODE NUMBERING	

TABLE 1			
	RED	YELLOW	BLUE
LIGHT	L	L	L
DARK	D		D

MONTH	CODE
JANUARY	P
FEBRUARY	R
MARCH	A
APRIL	C
MAY	E
JUNE	S
JULY	I
AUGUST	N
SEPTEMBER	G
OCTOBER	T
NOVEMBER	Q
DESEMBER	K

CUSTOMER MUST WRITE PIECE NO. ⑥ OR BARCODE NO. ⑩ WHEN MAKE COMPLAIN.
PLEASE USE SAME COLOR LOT NO. ④



FOR MORE UPDATE VISIT AND FOLLOW US AT :